

HOME LEARNING

AGENDA

WEEK OF
MAY 11TH

Don't forget, you are doing an amazing job! If you are wanting something extra to do, be sure to check out this week's choice board for 9 new learning options!

3rd Grade Website: <http://misswests3rdgrade.weebly.com/>

READING/ WRITING

- Complete the **Ben and Jerry's Ice Cream** reading and writing assignment on Freckle
- Complete the **Cyberbullying** reading and writing assignment on Freckle
- Write a letter to next year's third grade class. Use the template uploaded on Seesaw.
- Use your extra time to catch up on any assignments you still have not completed

MATH

- There are only **2 assignments in Freckle** this week because they are both "benchmark" assessments. Like the last two, these may take you a bit longer to complete!
- Practice your math facts and/or work on Freckle adaptive math!






SCIENCE/ S.S.

- Complete the **Why Cats Purr** mystery science activity on Seesaw this week.
- Complete the **Wonderopolis** activity on Seesaw this week.

*FREE CHOICE BOARD

WEEK OF MAY 11TH

Want to extend your learning? When you complete a box, color it in with your favorite color or draw a design ovetop! Refer to the 3rd grade website if needed for an activity at: <http://misswests3rdgrade.weebly.com/>

#1 PICTURE OF THE WEEK	#2 SUMMER BUCKET LIST	#3 DEAR FUTURE TEACHER
<p>Locate the "Picture of the Day" tab on the website. Observe the picture and complete the organizer.</p>	<p>Complete the Summer Bucket List Activity on Seesaw.</p> 	 <p>Complete the Dear Future Teacher activity on Seesaw.</p>
#4 TOP TEN LIST	#5 NUMBER OF THE WEEK	#6 ART
<p>Complete the End of the Year Top Ten List activity on Seesaw.</p> 	<p>Go to the Number of the Week tab on the website. See if you can unlock the new mystery number!</p>	<p>Go to the following ART HUB FOR KIDS LINK and do the funny toilet paper art.</p> <p>How to Draw Toilet Paper</p> 
#7 HOUR OF CODE	#8	#9 MEMORY BOOK
<p>Spend some time working on the Hour of Code website. Watch this video first, then try it out yourself by clicking here: Try the Hour of Code HERE!</p>	<p>Watch the How to Make a Map Video. Make a map of your room, take a picture, and share it with us on Seesaw.</p> <p>Map Video</p> 	<p>Continue Working on "Rock on to 4th Grade" memory book.</p>